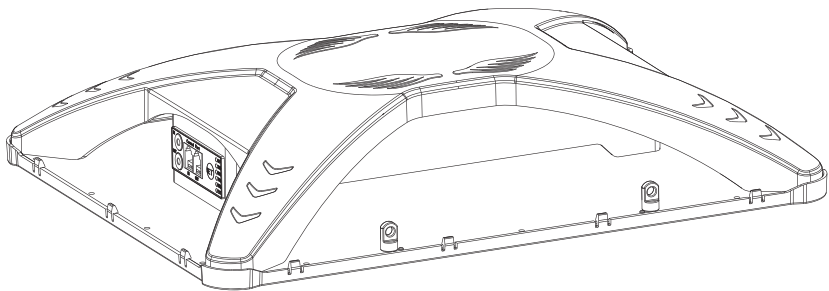
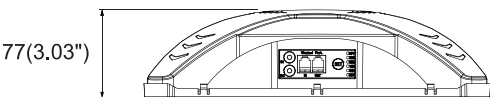
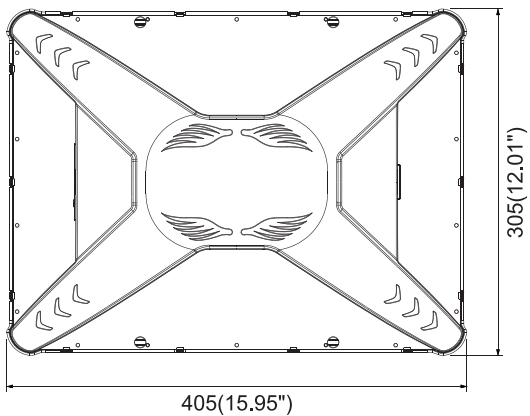


200W HORTI DRONE LED GROW LIGHT


Installation Instructions



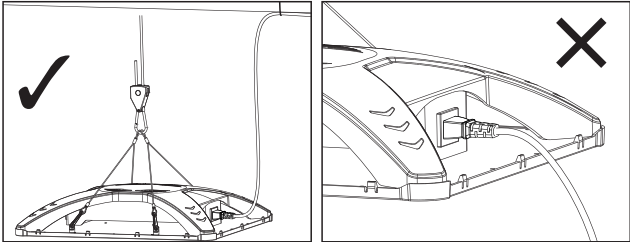
Physical Dimensions(Unit: mm/inch)



There are 3 dimming modes of the driver, each of them suitable for different applications.



The AC cable must be secured to avoid damage to the connector caused by gravity. The diagram depicts the wire-fixing method is for illustration purposes.



Accessories

	1 x 2.5m Input Cable
	1 x Ratchet Hanger Ropes
	2 x V type Hanging Ropes

A

Audio network port can connect external dimming controller.

The keys dimming, adjust the light luminance according to different gear.

Rj12 network port can connect to two kinds of dimming controller :0-10V, PWM.

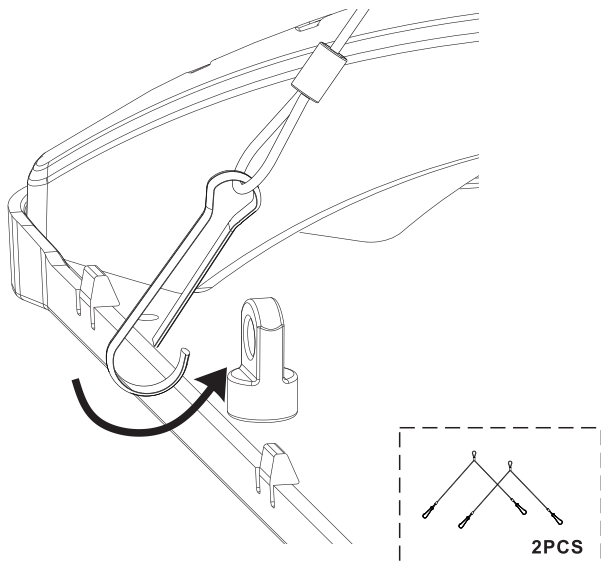
Note: If using RJ12 interface, set bottom dimming to Ext.

B

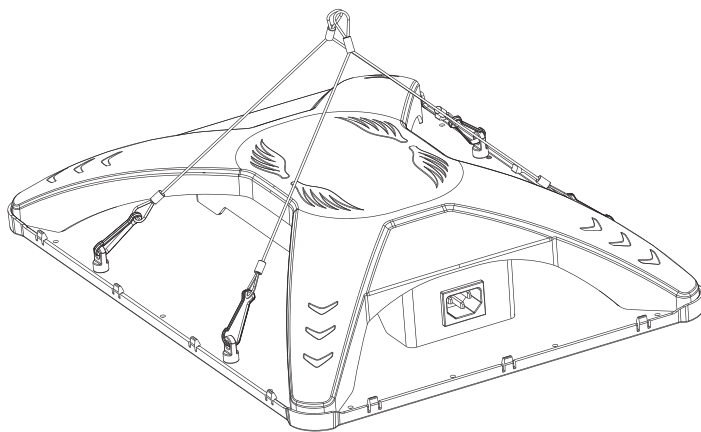
200W HORTI DRONE

LED GROW LIGHT

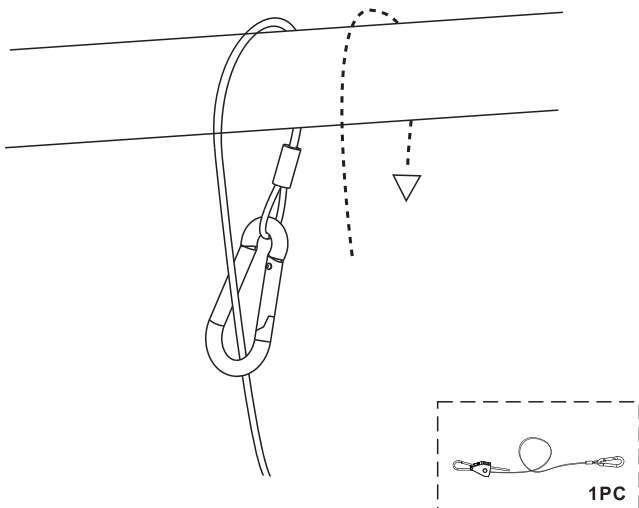
1. ✖



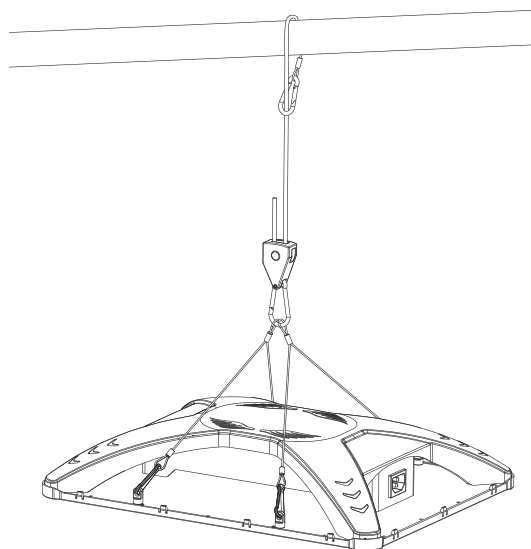
2. ✖



3. ✖



4. ✖



Product Specifications	200W
Input Voltage	120-277Vac
Power Frequency	50/60Hz
Outlook Dimensions	405x305x77mm(15.95"x12.01"x3.03")
Luminaire Net Weight	2.9±0.3kg(6.39±0.66Lbs)
Working Temperature	0°C to +40°C(32°F to +104°F)
Storing Temperature	-40°C to +70°C(-40°F to +158°F)

- The light source contained in this luminaire shall only be replaced by the manufacturer or his service agent or a similar qualified person.
- For type Y attachments:
if the external flexible cable or cord of this luminaire is damaged, it shall be exclusively replaced by the manufacturer or his service agent or a similar qualified person in order to avoid a hazard.